



**Witton Park** Academy 

# Witton **Edge**


Leadership 

Organisation 

Resilience 

Initiative 

Communication 





## The Edge

As a school that never stands still and is always looking to improve, we want our pupils to follow our footsteps and strive to be the best they can be. To support that development, we have introduced the PiXL Edge programme. PiXL Edge is a framework for secondary schools and sixth form providers to develop and accredit in our students the attitudes, attributes and skills essential for employability and life. The PiXL Edge programme will enable students to develop and be accredited for five key attributes, which have been especially chosen for their formative qualities in character development as well as their desirability by employers.



## ‘The Edge: Life is about much more than just results’



All students are introduced to the PiXL Edge programme and will log their activities and provide evaluations for each one. We hope this will encourage them to get involved in as many extra-curricular opportunities as possible, both in and out of school – some of which they may have never even thought of before now!

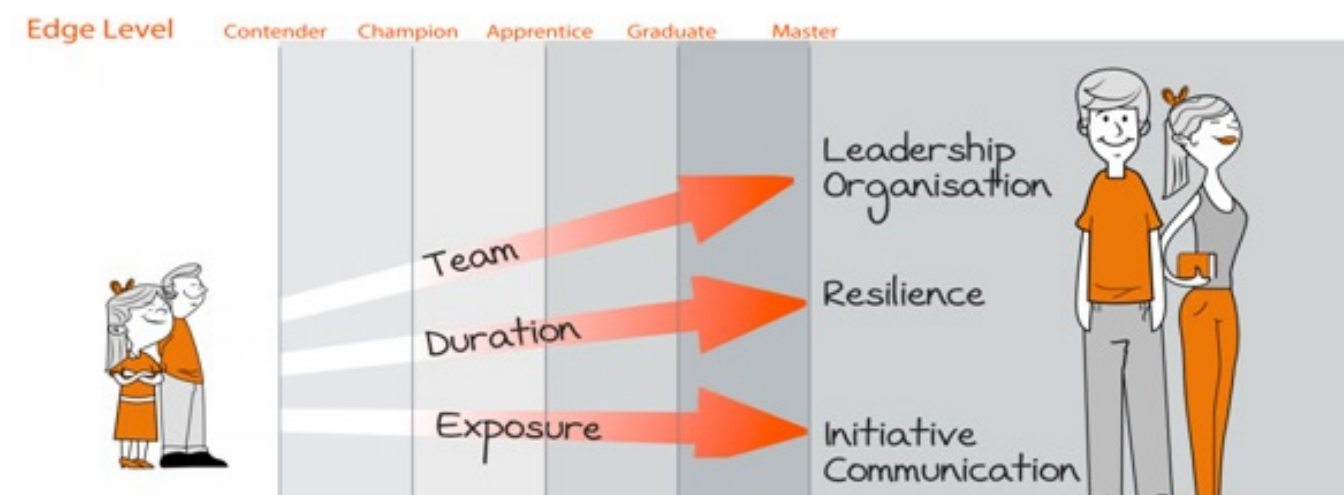
We want to ensure that your child leaves Witton Park Academy not only with the best qualifications possible but with a myriad of personal attributes allowing them to stand out from the crowd and achieve their goals. Competition for University places and employment today is ever increasing and together we can help your child embrace this programme that will undoubtedly give them the Edge.



## How will PiXL Edge be delivered in Witton Park Academy?



Every second week, form tutors will deliver two sessions in tutor time focusing on a specific skill. These sessions will help to develop your child’s skills, which can then be put into practice with their projects. The projects will not be completed during tutor time, therefore students will need to be self-motivated and engaged. Students need to complete a series of activities within the programme, for each of the key attributes, and can qualify at three levels: Apprentice (Key Stage 3), Graduate (Key Stage 4) and Masters (Key Stage 5). Our students in Years 7, 8 & 9 are starting at PiXL Edge Apprentice Level. Each student needs to achieve 2 credits in each of the five categories. Every activity must be evidenced and signed off by a member of staff.





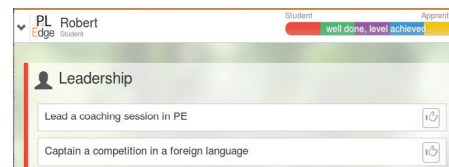
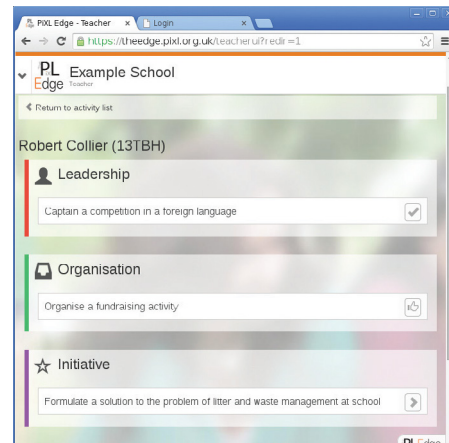
# Student User Guide

Logins will be provided by your teacher – this login is unique to you and can be linked to your Google account. Once logged in you will see the five key attributes along the left hand side:

- Leadership
- Organisation
- Initiative
- Resilience
- Communication

In the top right hand corner is a bar, which shows you how far you have progressed towards the finishing line. This is your progress bar.

When you complete activities, and they have been checked by your teacher, a coloured block will appear in your progress bar. The colour will correspond to the key attribute eg a red block for Leadership, a blue block for Resilience 10. For Apprentice level, you will need to complete two activities for each key attribute. A completed progress bar for Apprentice Level will look something like this.



## Finding your activities

There are three ways of searching for an activity:

1. Search for a key word or phrase that you are interested in eg football, chess, Spanish
2. By Command Word: All the activities begin with an action called a Command Word. You can search by these
3. Any Command Word: This will bring up the full range of activities available for the key attribute at your level eg All Apprentice level Leadership activities.

Click on your chosen activity and select the plus sign, this will add it onto your profile.

Click on the activity in your profile and complete a short form which asks you to:

- Describe your activity, mention what you are going to do and how you are planning to achieve it?
- Suggest a target completion date.
- Click save.

## Changing or deleting an activity

If decide you would like to do a different activity you can remove the current selection by clicking on the activity, scroll down to the bottom of the page.

There is a remove section, please type the word REMOVE in the white box and click I no longer wish to continue with this activity.

## Completing the activity

When you are completing your activity you have the option to comment on your progress if you wish to like a blog – this is up to you.

When you think you have completed the activity:

- Tick the box that says I believe I have completed this activity.
- Then complete the evaluation form which includes what you have learnt and also if there is any evidence that is needed to show you have finished this activity, for example photos, article etc.
- Press submit. This will notify your teacher, who will then check your evaluation and evidence (if required).
- Once this has been done, you will see in your progress bar that this activity has been successfully completed (shown by the colour of the activity).

## Contact details

For more information about The PiXL Edge, please contact [cmccauley@wittonpark.org.uk](mailto:cmccauley@wittonpark.org.uk) or telephone 01254 264551

